

# GC Fuji CAPSULE APPLIER

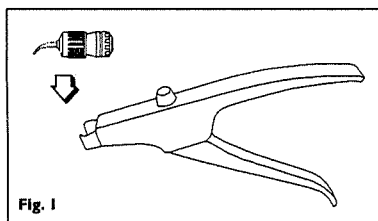
Carefully read the instructions before using this product.

The GC Fuji CAPSULE APPLIER is designed to be used with all GC encapsulated glass ionomer products to facilitate easy dispensing of the mixed materials directly to the tooth preparation.

## DIRECTIONS FOR USE

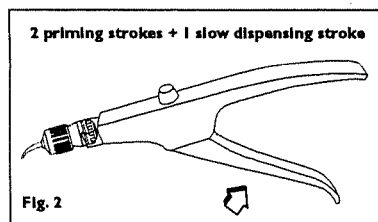
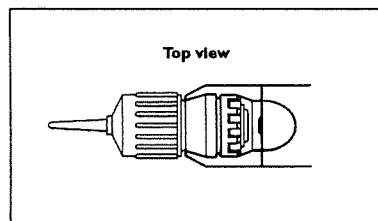
### 1. Capsule Loading

After triturating, remove the capsule from the amalgamator. Insert and secure the capsule in the capsule holder (fig.1). NOTE: The capsule cannot be inserted if the plunger is extended. The plunger must be retracted by pressing the release button.



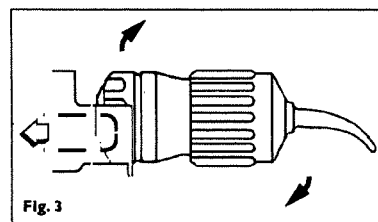
### 2. Extruding the Material

Direct the capsule nozzle into the prepared surface of the tooth. Make 2 priming strokes with the lever, then ensure the third and fourth strokes are made slowly to allow smooth dispensing of the material (fig.2).



### 3. Capsule Removal

Press the release button to retract the plunger. Remove the used capsule from the applicator by twisting clockwise and pulling upward (fig.3).



## CLEANING

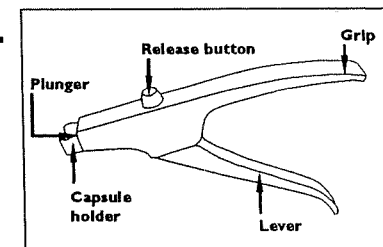
Clean the applicator with gauze soaked in alcohol.

## STERILIZATION

The applicator may be steam autoclaved at 121°-134°C (250°-275°F) for 3-15 minutes (excluding heat-up time). Please follow autoclave manufacturer's recommendations. NOTE: The use of chemical disinfectants/sterilants may cause damage to the applicator and are therefore not recommended.

## NAMES OF PARTS

Plunger  
Capsule holder  
Release button  
Grip  
Lever



## PACKAGE

1 piece

## NOTES

1. Sterilize the GC Fuji CAPSULE APPLIER before the initial use.
2. Do not use the GC Fuji CAPSULE APPLIER on patients who have a history of allergy or show signs of allergy to metals. In case of allergy, discontinue using and advise the patient to consult a physician.
3. An operator who has a history of allergy to metals should not handle the Fuji CAPSULE APPLIER. In case of allergy, discontinue use and consult a physician.
4. While handling the applicator, care should be taken not to get hand or fingers caught between the lever and the grip.
5. This product should only be used by a dental professional.
6. This product should only be used for the applications described herein.

**GC**

Distributed overseas by  
GC AMERICA INC  
3737 West 127th Street, Chicago IL 60658 U.S.A.  
GC ASIA DENTAL PTE LTD  
19 Loyang Way #06-27 Singapore 508724  
GC BELGIUM N.V.  
Research Park 13 Interleuvenlaan B-3001 Leuven Belgium

CE